

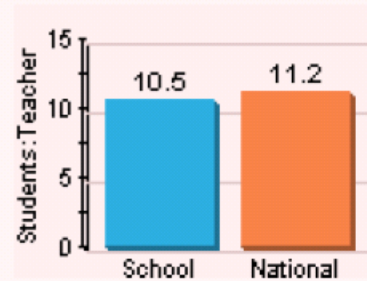
## Information

<b>Institution Name:</b> Billings Montessori School	<b>Institution Type:</b> Private School	
<b>Mailing Address:</b> 2316 Rehberg Ln Billings, MT 59102	<b>County:</b> Yellowstone	<b>NCES School ID:</b> A9502632
<b>Phone:</b> (406) 652-1112		






## Characteristics

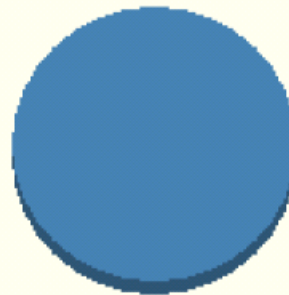
<b>Locale:</b>	City: Small (13)
<b>Type:</b>	Montessori
<b>Affiliation:</b>	Nonsectarian
<b>Student Body:</b>	Coed
<b>Days in Year:</b>	178
<b>Hours in Day:</b>	7.5
<b>Library:</b>	yes

<b>Total Teachers (FTE):</b>	2.0
<b>Total Students:</b>	96
<b>Students K-12:</b>	21
<b>Student/Teacher Ratio:</b>	10.5



## Enrollment by Race/Ethnicity

<b>American Indian/Alaskan Native:</b>	0	
<b>Asian/Pacific Islander:</b>	0	
<b>Hispanic:</b>	0	
<b>Black, non-Hispanic:</b>	0	
<b>White, non-Hispanic:</b>	21	



## Enrollment by Grade

**Grade Levels:** 2 - 3

**PK:** 75 **KG:** 21

(PK = PreKindergarten KG = Kindergarten)

(Source: PSS Private school data 2007-2008 school year)



Search Information

[Search Results](#) [Modify Search](#) [About the Data](#) [Help](#)

<b>School Name:</b> Billings Montessori School	<b>NCES School ID:</b> A9502632
<b>Mailing Address:</b> 2316 Rehberg Ln Billings, MT 59102	<b>County:</b> Yellowstone <a href="#">schools in county</a>
	<b>Phone:</b> (406) 652-1112

School Characteristics

<b>Grade Span:</b> (grades 2 - 3) <table border="1"><tr><td>2</td><td>3</td></tr></table>	2	3	<b>Student Body:</b> Coed
2	3		
<b>Total Students:</b> 96	<b>Level:</b> Elementary		
<b>Non-Prekindergarten</b>	<b>Type:</b> Montessori		
<b>Total Students:</b> 21	<b>Days in Year:</b> 178		
<b>Classroom Teachers (FTE):</b> 2.0	<b>Hours in Day:</b> 7.5		
<b>Student/Teacher Ratio:</b> 10.5	<b>Library:</b> yes		
	<b>Affiliation:</b> Nonsectarian		
	<b>Associations:</b> American Montessori Society (AMS), Association Montessori International, Other Montessori association(s), National Association for the Education of Young Children (NAEYC)		
	<b>Locale/Code:</b> Small city / 13		

Enrollment Characteristics

**Enrollment by Grade:**

	PK	KG
Students	75	21

**Enrollment by Race/Ethnicity:**

	Amer Ind/ Alaskan	Asian	Black	Hispanic	White
Students	0	0	0	0	21

Source: PSS Private School Universe Survey data for the 2007-2008 school year  
Note: "N/A" means the data are not available or not applicable.