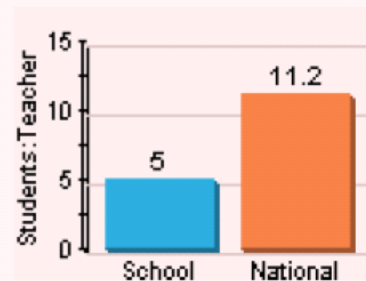


Information






Institution Name: Shiloh Christian Academy	Institution Type: Private School	
Mailing Address: 328 S Shiloh Rd Billings, MT 59106	County: Yellowstone	NCES School ID: A0105851
Phone: (406) 652-3161		

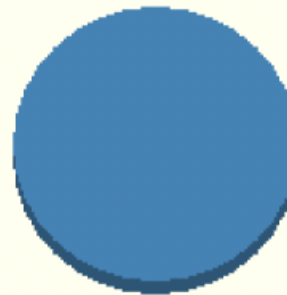
Characteristics

Locale:	Rural: Fringe (41)
Type:	Early Childhood
Affiliation:	Baptist
Student Body:	Coed
Days in Year:	167
Hours in Day:	3
Library:	yes
Total Teachers (FTE):	3.0
Total Students:	47
Students K-12:	15
Student/Teacher Ratio:	5



Enrollment by Race/Ethnicity

American Indian/Alaskan Native:	0	
Asian/Pacific Islander:	0	
Hispanic:	0	
Black, non-Hispanic:	0	
White, non-Hispanic:	15	



Enrollment by Grade

Grade Levels: 2 - 3

PK: 32 **KG:** 15

(PK = PreKindergarten KG = Kindergarten)

(Source: PSS Private school data 2007-2008 school year)

[Search Information](#) [Search Results](#) [Modify Search](#) [About the Data](#) [Help](#)

School Name: Shiloh Christian Academy	NCES School ID: A0105851
Mailing Address: 328 S Shiloh Rd Billings, MT 59106-2910	County: Yellowstone schools in county
	Phone: (406) 652-3161

School Characteristics

Grade Span: (grades 2 - 3) <table border="1"><tr><td>2</td><td>3</td></tr></table>	2	3	Student Body: Coed
2	3		
Total Students: 47	Level: Elementary		
Non-Prekindergarten	Type: Early Childhood		
Total Students: 15	Days in Year: 167		
Classroom Teachers (FTE): 3.0	Hours in Day: 3		
Student/Teacher Ratio: 5.0	Library: yes		
	Affiliation: Baptist		
	Associations: This school does not belong to ANY associations or organizations		
	Locale/Code: Fringe rural / 41		

Enrollment Characteristics

Enrollment by Grade:

	PK	KG
Students	32	15

Enrollment by Race/Ethnicity:

	Amer Ind/ Alaskan	Asian	Black	Hispanic	White
Students	0	0	0	0	15

Source: PSS Private School Universe Survey data for the 2007-2008 school year