

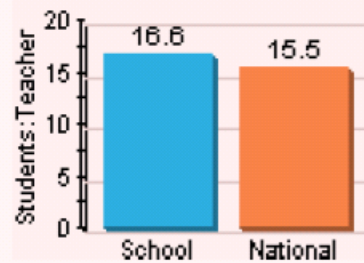
## Information

<b>Institution Name:</b> Arrowhead School		<b>Institution Type:</b> Public School
<b>Mailing Address:</b> 415 North 30th Street Billings, MT 59101	<b>District:</b> Billings Elem	<b>NCES District ID:</b> 3003870
<b>Phone:</b> (406) 655-3131	<b>County:</b> Yellowstone	<b>NCES School ID:</b> 300387000059






## Characteristics

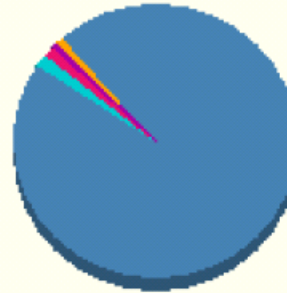
**Locale:** City: Midsize (12)  
**Type:** Regular school

**Total Teachers (FTE):** 26.1  
**Total Students:** 433  
**Student/Teacher Ratio:** 16.6



## Enrollment by Race/Ethnicity

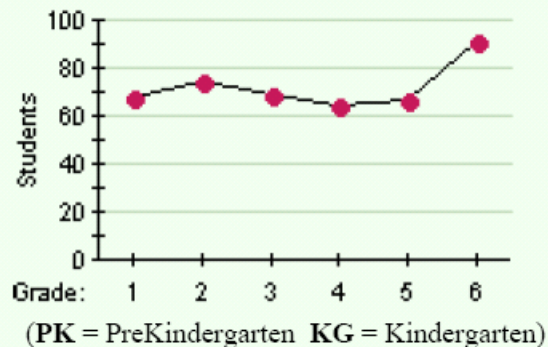
American Indian/Alaskan Native:	5	
Asian/Pacific Islander:	5	
Hispanic:	7	
Black, non-Hispanic:	2	
White, non-Hispanic:	414	



## Enrollment by Grade

**Grade Levels:** PK - 06

**1st Grade:** 68    **4th Grade:** 64  
**2nd Grade:** 74    **5th Grade:** 67  
**3rd Grade:** 69    **6th Grade:** 91



(Source: CCD Public school data 2006-2007 school year)

Search Information      [Search Results](#)   [Modify Search](#)   [Data Notes/Grant IDs](#)   [Help](#)

<b>School Name:</b> Arrowhead School		<b>District Name:</b> Billings Elem <a href="#">district information</a>	<b>County:</b> Yellowstone <a href="#">schools in county</a>	
<b>Mailing Address:</b> 415 North 30th Street Billings, MT 59101		<b>Physical Address:</b> 2510 38th Street West Billings, MT 59102	<b>Phone:</b> (406) 655-3131	
<b>NCES District ID:</b> 3003870	<b>NCES School ID:</b> 300387000059	<b>State District ID:</b> 0965	<b>State School ID:</b> 1585	

School Characteristics

<b>Grade Span:</b> (grades PK - 6)		<b>Type:</b> Regular school	
PKKG 1 2 3 4 5 6		<b>Locale:</b> City: Midsize (12)	
<b>Total Students:</b> 433	<b>Status:</b> Currently operational		
<b>Classroom Teachers (FTE):</b> 26.1			
<b>Student/Teacher Ratio:</b> 16.6			
<b>Charter:</b> N/A <b>Magnet:</b> N/A <b>Title I School:</b> no <b>Title I School-Wide Program:</b> N/A			

Enrollment Characteristics

<b>Enrollment by Grade:</b>									
	PK	KG	1	2	3	4	5	6	Ungraded
Students	0	0	68	74	69	64	67	91	0
<b>Enrollment by Race/Ethnicity:</b>									
	Amer Ind/ Alaskan	Asian	Black	Hispanic	White				
Students	5	5	2	7	414				
<b>Enrollment by Gender:</b>									
	Male	Female	Unknown						
Students	238	195	0						
<b>Free lunch eligible:</b> 10					<b>Reduced-price lunch eligible:</b> 12				
Note: Details may not add to totals.									

Source: CCD Public school data 2006-2007 school year  
Note: "N/A" means the data are not available or not applicable.