

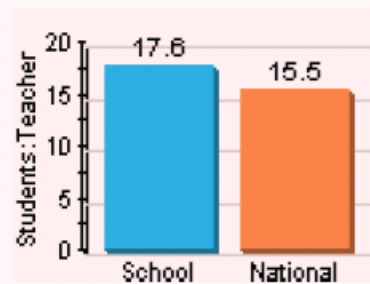
Information

| | | |
|--|-----------------------------------|---|
| Institution Name: Big Sky Elementary | | Institution Type: Public School |
| Mailing Address: 415 North 30th Street Billings, MT 59101 | District: Billings Elem | NCES District ID: 3003870 |
| Phone: (406) 655-3115 | County: Yellowstone | NCES School ID: 300387000901 |

Characteristics

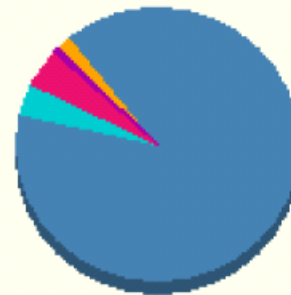
Locale: City: Midsize (12)
Type: Regular school

Total Teachers (FTE): 24.3
Total Students: 427
Student/Teacher Ratio: 17.6



Enrollment by Race/Ethnicity

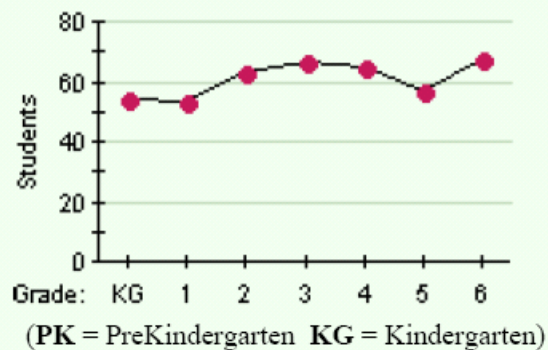
| | | |
|--|-----|--|
| American Indian/Alaskan Native: | 20 | |
| Asian/Pacific Islander: | 8 | |
| Hispanic: | 16 | |
| Black, non-Hispanic: | 3 | |
| White, non-Hispanic: | 380 | |



Enrollment by Grade

Grade Levels: PK - 06

| | |
|----------------------|----------------------|
| KG: 54 | 4th Grade: 65 |
| 1st Grade: 53 | 5th Grade: 57 |
| 2nd Grade: 63 | 6th Grade: 68 |
| 3rd Grade: 67 | |



(Source: CCD Public school data 2006-2007 school year)



[Search Information](#) [Search Results](#) [Modify Search](#) [Data Notes/Grant IDs](#) [Help](#)

| | | | | | |
|--|--|--|---------------------------------|--|--|
| School Name: Big Sky Elementary | | District Name: Billings Elem district information | | County: Yellowstone schools in county | |
| Mailing Address: 415 North 30th Street Billings, MT 59101 | | Physical Address: 3231 Granger Avenue East Billings, MT 59102 | | Phone: (406) 655-3115 | |
| NCES District ID: 3003870 | NCES School ID: 300387000901 | State District ID: 0965 | State School ID: 1638 | | |

School Characteristics

Grade Span: (grades PK - 6)

| | | | | | | | | |
|----|----|---|---|---|---|---|---|----------|
| PK | KG | 1 | 2 | 3 | 4 | 5 | 6 | Ungraded |
| 1 | 2 | 3 | 4 | 5 | 6 | 7 | 8 | 9 |

Total Students: 427
Classroom Teachers (FTE): 24.3
Student/Teacher Ratio: 17.6

Type: Regular school
Locale: City: Midsize (12)
Status: Currently operational

Charter: N/A **Magnet:** N/A **Title I School:** no **Title I School-Wide Program:** N/A

Enrollment Characteristics

Enrollment by Grade:

| | | | | | | | | | |
|----------|----|----|----|----|----|----|----|----|----------|
| | PK | KG | 1 | 2 | 3 | 4 | 5 | 6 | Ungraded |
| Students | 0 | 54 | 53 | 63 | 67 | 65 | 57 | 68 | 0 |

Enrollment by Race/Ethnicity:

| | | | | | |
|----------|----------------------|-------|-------|----------|-------|
| | Amer Ind/ Alaskan | Asian | Black | Hispanic | White |
| Students | 20 | 8 | 3 | 16 | 380 |

Enrollment by Gender:

| | | | |
|----------|------|--------|---------|
| | Male | Female | Unknown |
| Students | 210 | 217 | 0 |

Free lunch eligible: 42

Reduced-price lunch eligible: 32

Note: Details may not add to totals.

Source: CCD Public school data 2006-2007 school year

Note: "N/A" means the data are not available or not applicable.