

## Information

**Institution Name:**  
Elder Grove School

**Institution Type:**  
Public School

**Mailing Address:**  
1532 South 64 Street W  
Billings, MT 59106  
**Phone:**  
(406) 656-2893

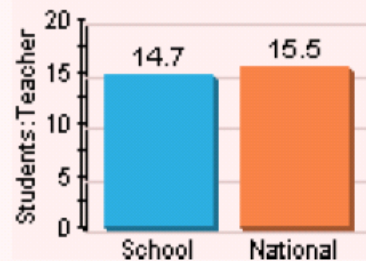
**District:**  
Elder Grove Elem  
**County:**  
Yellowstone

**NCES District ID:**  
3009720  
**NCES School ID:**  
300972000273

## Characteristics

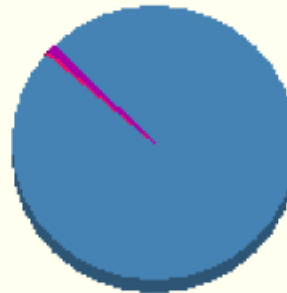
**Locale:** Rural: Fringe (41)  
**Type:** Regular school

**Total Teachers (FTE):** 17.3  
**Total Students:** 254  
**Student/Teacher Ratio:** 14.7



## Enrollment by Race/Ethnicity

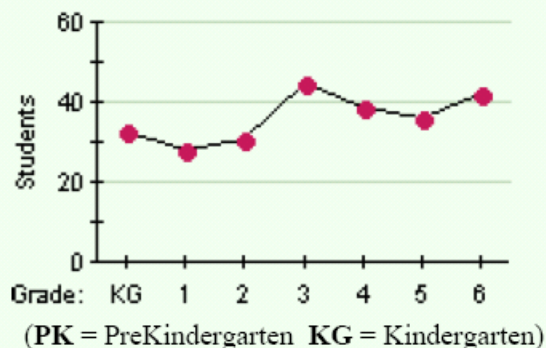
**American Indian/Alaskan Native:** 1  
**Asian/Pacific Islander:** 0  
**Hispanic:** 0  
**Black, non-Hispanic:** 2  
**White, non-Hispanic:** 251



## Enrollment by Grade

**Grade Levels:** KG - 06

**KG:** 33    **4th Grade:** 39  
**1st Grade:** 28    **5th Grade:** 36  
**2nd Grade:** 31    **6th Grade:** 42  
**3rd Grade:** 45



(Source: CCD Public school data 2006-2007 school year)



## Search for Public Schools

CCD Common Core of Data

[Search Information](#)   [Search Results](#)   [Modify Search](#)   [Data Notes/Grant IDs](#)   [Help](#)

<b>School Name:</b> Elder Grove School		<b>District Name:</b> Elder Grove Elem <a href="#">district information</a>	<b>County:</b> Yellowstone <a href="#">schools in county</a>	
<b>Mailing Address:</b> 1532 South 64 Street W Billings, MT 59106		<b>Physical Address:</b> 1532 South 64 Street W Billings, MT 59106	<b>Phone:</b> (406) 656-2893	
<b>NCES District ID:</b> 3009720	<b>NCES School ID:</b> 300972000273	<b>State District ID:</b> 0972	<b>State School ID:</b> 1285	

### School Characteristics

<b>Grade Span:</b> (grades KG - 6)							<b>Type:</b> Regular school
KG	1	2	3	4	5	6	<b>Locale:</b> Rural: Fringe (41)
<b>Total Students:</b> 254							<b>Status:</b> Currently operational
<b>Classroom Teachers (FTE):</b> 17.3							
<b>Student/Teacher Ratio:</b> 14.7							
<b>Charter:</b> N/A <b>Magnet:</b> N/A <b>Title I School:</b> yes <b>Title I School-Wide Program:</b> no							

### Enrollment Characteristics

<b>Enrollment by Grade:</b>								
	KG	1	2	3	4	5	6	Ungraded
Students	33	28	31	45	39	36	42	0

<b>Enrollment by Race/Ethnicity:</b>					
	Amer Ind/ Alaskan	Asian	Black	Hispanic	White
Students	1	0	2	0	251

<b>Enrollment by Gender:</b>			
	Male	Female	Unknown
Students	139	115	0

**Free lunch eligible:** 27

**Reduced-price lunch eligible:** 17

Note: Details may not add to totals.

Source: CCD Public school data 2006-2007 school year

Note: "N/A" means the data are not available or not applicable.