

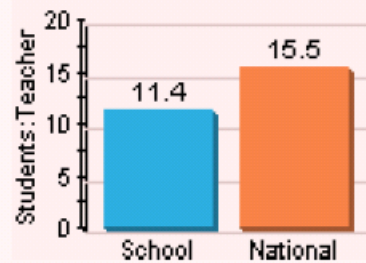
Information

| | | |
|--|----------------------------------|---|
| Institution Name: Elysian School | | Institution Type: Public School |
| Mailing Address: 6416 Elysian Road Billings, MT 59101 | District: Elysian Elem | NCES District ID: 3009840 |
| Phone: (406) 656-4101 | County: Yellowstone | NCES School ID: 300984000276 |

Characteristics

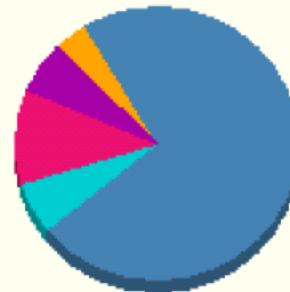
Locale: Rural: Fringe (41)
Type: Regular school

Total Teachers (FTE): 8.5
Total Students: 97
Student/Teacher Ratio: 11.4



Enrollment by Race/Ethnicity

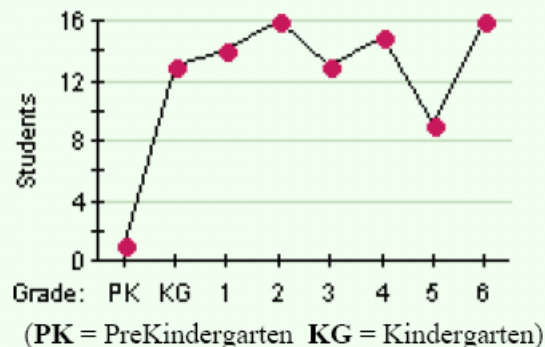
American Indian/Alaskan Native: 11
Asian/Pacific Islander: 4
Hispanic: 6
Black, non-Hispanic: 6
White, non-Hispanic: 70



Enrollment by Grade

Grade Levels: PK - 06

PK: 1 **3rd Grade:** 13
KG: 13 **4th Grade:** 15
1st Grade: 14 **5th Grade:** 9
2nd Grade: 16 **6th Grade:** 16



(Source: CCD Public school data 2006-2007 school year)

Search for Public Schools

CCD Common Core of Data

[Search Information](#) [Search Results](#) [Modify Search](#) [Data Notes/Grant IDs](#) [Help](#)

| | | | | | |
|--|--|---|---------------------------------|--|--|
| School Name: Elysian School | | District Name: Elysian Elem district information | | County: Yellowstone schools in county | |
| Mailing Address: 6416 Elysian Road Billings, MT 59101 | | Physical Address: 6416 Elysian Road Billings, MT 59101 | | Phone: (406) 656-4101 | |
| NCES District ID: 3009840 | NCES School ID: 300984000276 | State District ID: 0981 | State School ID: 1295 | | |

School Characteristics

Grade Span: (grades PK - 6)

| | | | | | | | |
|----|---|---|---|---|---|---|---|
| PK | K | 1 | 2 | 3 | 4 | 5 | 6 |
|----|---|---|---|---|---|---|---|

| | | | |
|----------------------------------|------|----------------|-----------------------|
| Total Students: | 97 | Type: | Regular school |
| Classroom Teachers (FTE): | 8.5 | Locale: | Rural: Fringe (41) |
| Student/Teacher Ratio: | 11.4 | Status: | Currently operational |

Charter: N/A **Magnet:** N/A **Title I School:** yes **Title I School-Wide Program:** yes

Enrollment Characteristics

Enrollment by Grade:

| | PK | KG | 1 | 2 | 3 | 4 | 5 | 6 | Ungraded |
|----------|----|----|----|----|----|----|---|----|----------|
| Students | 1 | 13 | 14 | 16 | 13 | 15 | 9 | 16 | 0 |

Enrollment by Race/Ethnicity:

| | Amer Ind/ Alaskan | Asian | Black | Hispanic | White |
|----------|----------------------|-------|-------|----------|-------|
| Students | 11 | 4 | 6 | 6 | 70 |

Enrollment by Gender:

| | Male | Female | Unknown |
|----------|------|--------|---------|
| Students | 43 | 54 | 0 |

Free lunch eligible: 40

Reduced-price lunch eligible: 27

Note: Details may not add to totals.

Source: CCD Public school data 2006-2007 school year

Note: "N/A" means the data are not available or not applicable.