

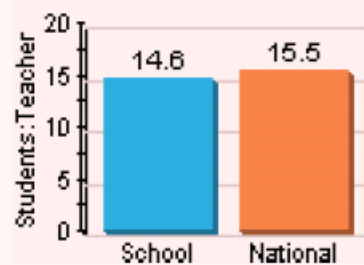
Information

Institution Name: Newman School		Institution Type: Public School
Mailing Address: 415 North 30th Street Billings, MT 59101	District: Billings Elem	NCES District ID: 3003870
Phone: (406) 255-3862	County: Yellowstone	NCES School ID: 300387000075

Characteristics

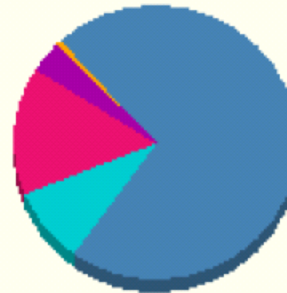
Locale: City: Midsize (12)
Type: Regular school

Total Teachers (FTE): 21.3
Total Students: 312
Student/Teacher Ratio: 14.6



Enrollment by Race/Ethnicity

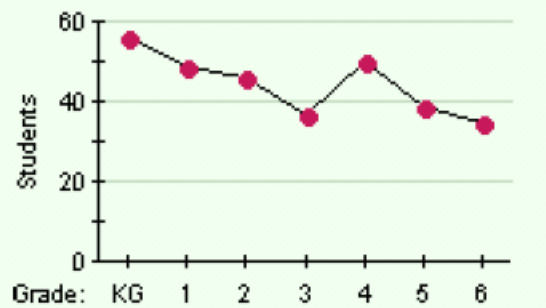
American Indian/Alaskan Native:	48	
Asian/Pacific Islander:	3	
Hispanic:	28	
Black, non-Hispanic:	11	
White, non-Hispanic:	222	



Enrollment by Grade

Grade Levels: PK - 06

KG: 56	4th Grade: 50
1st Grade: 49	5th Grade: 39
2nd Grade: 46	6th Grade: 35
3rd Grade: 37	



(PK = PreKindergarten KG = Kindergarten)

(Source: CCD Public school data 2006-2007 school year)

Search for Public Schools

CCD Common Core of Data

[Search Information](#) [Search Results](#) [Modify Search](#) [Data Notes/Grant IDs](#) [Help](#)

School Name: Newman School		District Name: Billings Elem district information		County: Yellowstone schools in county	
Mailing Address: 415 North 30th Street Billings, MT 59101		Physical Address: 605 South Billings Blvd Billings, MT 59101		Phone: (406) 255-3862	
NCES District ID: 3003870	NCES School ID: 300387000075	State District ID: 0965	State School ID: 1275		

School Characteristics

Grade Span: (grades PK - 6) PKKG 1 2 3 4 5 6		Type: Regular school
Total Students: 312	Locale: City: Midsize (12)	Status: Currently operational
Classroom Teachers (FTE): 21.3	Student/Teacher Ratio: 14.6	
Charter: N/A Magnet: N/A Title I School: yes Title I School-Wide Program: yes		

Enrollment Characteristics

Enrollment by Grade:									
	PK	KG	1	2	3	4	5	6	Ungraded
Students	0	56	49	46	37	50	39	35	0
Enrollment by Race/Ethnicity:									
	Amer Ind/ Alaskan	Asian	Black	Hispanic	White				
Students	48	3	11	28	222				
Enrollment by Gender:									
	Male	Female	Unknown						
Students	167	145	0						

Free lunch eligible: 171 **Reduced-price lunch eligible:** 50

Note: Details may not add to totals.

Source: CCD Public school data 2006-2007 school year
Note: "N/A" means the data are not available or not applicable.